

Read Online Vauxhall Meriva Fuse Box Layout

Vauxhall Meriva Fuse Box Layout

Getting the books **vauxhall meriva fuse box layout** now is not type of challenging means. You could not single-handedly going when book accrual or library or borrowing from your associates to door them. This is an definitely easy means to specifically acquire guide by on-line. This online declaration vauxhall meriva fuse box layout can be one of the options to accompany you subsequent to having other time.

Read Online Vauxhall Meriva Fuse Box Layout


It will not waste your time. recognize me, the e-book will certainly flavor you extra thing to read. Just invest little period to get into this on-line notice **vauxhall meriva fuse box layout** as capably as evaluation them wherever you are now.

[Fuse box location and diagrams: Opel / Vauxhall Meriva A \(2009-2010\) Vauxhall Meriva Fuses](#) [Fuse box location and diagrams: Opel / Vauxhall Meriva B \(2011-2017\) How To Access Fuse Relay Box In Opel Meriva Engine Bay \u0026amp; Check If Fuse Is Good. Vauxhall Meriva](#)

Read Online Vauxhall Meriva Fuse Box Layout

[1.4 fuse box location passenger side](#) [How To Access Fuse Box In Cabin Of Opel Vauxhall Meriva B](#) [fuses and relays location on astra j](#) [Where to Find A Wiring Grounding Point For Your Opel Vauxhall Meriva 2010- Model All Fuses \u0026 Relays from 2003 Opel Corsa C](#) [How to Use / Test them Opel/Vauxhall Vectra C \(2002-2008\) Fuse Box Diagrams](#)

Diagram of Fuses - Opel/Vauxhall Zafira B, Astra H - fusebox, UEC, REC

 PDF FORMAT - Astra J Fuse Box Layout

Vauxhall Meriva (2003 - 2010) Car Review - Small MPV **Cleaning Corroded wet Car fuse box, opel, zafira** *HOW TO RESET CHECK ENGINE*

Read Online Vauxhall Meriva Fuse Box Layout

LIGHT, FREE EASY WAY!


Opel Meriva MPV - FlexSpace in practice


Opel Meriva 2005 OBD2 PORT LOCATION

Opel / Vauxhall Key Fob step by step Repair guide and battery replacement. *How to do pedal test to find error codes on Opel and Vauxhall check for fault Astra Zafira Vectra Opel Meriva A EPS not working Opel Astra H horn doesn't work how to repair the CIM module Astra 'H' MK5 04 09 OBD2 Diagnostic Socket \u0026 Fuse Box Locations Holden Opel Vauxhall How to remove fuse box on vauxhal. Fuse box location and diagrams: Opel / Vauxhall Corsa D (2006-2014) TUTORIAL: Opel /*

Read Online Vauxhall Meriva Fuse Box Layout

Vauxhall Corsa C (2000 - 2006) fuses and relay box location [How to fix the cigarette lighter fuse for a Vauxhall Corsa](#)

 [MANUAL PDF - Astra H Block Wiring Diagram Zafira A Fuse Box](#)

 [BEST PDF Fuse Box In Vauxhall Zafira Fuse box location and diagrams: Opel / Vauxhall Insignia A \(2013-2017\) **Vauxhall Meriva Fuse Box Layout**](#)

Vauxhall Meriva A (2002 - 2010) - fuse box diagram. Years of production: 2002, 2003, 2004, 2005, 2006, 2007, 2008, 2009, 2010. Fusebox in passenger compartment

Read Online Vauxhall Meriva Fuse Box Layout

Vauxhall Meriva A (2002 - 2010) - fuse box diagram - Auto ...

Fuse box location. The fuse boxes is in the front left of the engine compartment.

Fuse Box Diagram Opel/Vauxhall Meriva B (2011-2017)

Fuse box in engine compartment Opel/Vauxhall Meriva A. fuse box location. The fusebox is at the front of the engine compartment, near the windscreen. Disengage cover of fusebox from lug and lift off.

Fuse box Opel/Vauxhall Meriva A - Fuses box

Read Online Vauxhall Meriva Fuse Box Layout

diagram

Fuse Layout Opel Meriva A / Vauxhall Meriva A 2003-2010 Information from the owner's manual of 2009 and 2010 is used. The location and function of fuses in cars produced earlier may differ. Cigar lighter (power outlet) fuses in the Opel/Vauxhall Meriva A are the fuses #16, #37 and #47 in the Instrument panel fuse box.

Fuse Box Diagram Opel/Vauxhall Meriva A (2003-2010)

The fuse box is in the front left of the engine compartment.

Read Online Vauxhall Meriva Fuse Box Layout

Fuse box Opel/Vauxhall Meriva B - Fuses box diagram

See more on our website: <https://fuse-box.info/opel-vauxhall/opel-vauxhall-meriva-b-2011-2017-fuses> Fuse box diagram (location and assignment of electrical fu...

Fuse box location and diagrams: Opel / Vauxhall Meriva B ...

See more on our website: <https://fuse-box.info/opel-vauxhall/opel-vauxhall-meriva-a-2003-2010-fuses> Fuse box diagram (location and assignment of electrical fu...

Read Online Vauxhall Meriva Fuse Box Layout

Fuse box location and diagrams: Opel / Vauxhall Meriva A ...

Fuse box is located on the left side, driver side. It applies also to Vauxhall Meriva.

Opel Meriva A (2002-2010) Fuse box diagrams & schemes ...

The video above shows how to replace blown fuses in the interior fuse box of your 2003 Opel Meriva in addition to the fuse panel diagram location. Electrical components such as your map light, radio, heated seats, high beams, power windows all have fuses and if

Read Online Vauxhall Meriva Fuse Box Layout

they suddenly stop working, chances are you have a fuse that has blown out.

Interior Fuse Box Location: 2003-2010 Opel Meriva - 2003 ...

The fuse box should be to the lower left side of the steering column. If you put your head down, close to the drivers seat. You should see a small plastic panel that is integrated into the "Dash Cover". The cover pulls away and exposes the fuse-box. Let me know how that helped, good luck.

Vauxhall meriva fuse box diagram - Fixya

Read Online Vauxhall Meriva Fuse Box Layout

Vauxhall Insignia - fuse box - instrument panel In left-hand drive vehicles, the fuse box is behind the storage compartment in the instrument panel. Open compartment, compress the locking tabs, fold compartment down and remove. In right-hand drive vehicles, the fuse box is located behind a cover in the glovebox.

Vauxhall Insignia (2008 - 2013) - fuse box diagram - Auto ...

Vauxhall Meriva B 2012 Engine compartment Fuse Panel / Board - Fuse Symbol Map Related diagrams: Vauxhall Astra SXI 2003 Front

Read Online Vauxhall Meriva Fuse Box Layout

Engine Fuse Box/Block Circuit Breaker Diagram
Vauxhall Astra G Series 2005 Fuse Box/Block
Circuit Breaker Diagram Vauxhall Adam 2014
Instrument panel Fuse Box / Block Circuit
Breaker Vauxhall Ampera 2011 Load Compartment
Fuse Box ...

Vauxhall Meriva B 2012 Engine compartment Fuse Box / Block ...

Fuse Box Opel Vauxhall Meriva B. Diagram
vauxhall meriva wiring harness opel b radio
system full astra 2001 d0fc11 omega 2018
engine vectra stereo ascona c holden hd
zafira fuse box for corsa dd2b0 epc h pdf

Read Online Vauxhall Meriva Fuse Box Layout

free tis diagrams pemоrt saturn engineering
mk4 2002 2011 service repair work chevy 2010
94 mustang schemes imgvehicle com a manual
frontera

Vauxhall Meriva B Wiring Diagram - Wiring Diagram

The fuse box is in the front left of the engine compartment. Disengage the cover and fold it upwards until it stops. Remove the cover vertically upwards. After having changed defective fuses close the fuse box cover and press until it engages.

Read Online Vauxhall Meriva Fuse Box Layout

Opel Astra J (2009–2015) Fuse box diagrams & schemes ...

Diagram Vauxhall Meriva Wiring Full Version
Hd Quality Guidelve Shabby Chic Style It.
Vauxhall vectra wiring diagrams full opel car
pdf manual diagram astra h 1998 2001 c23 g
radio corsa towbar 1996 2000 malibu cooling
meriva manuals 2003 30 for free peugeot 28 ok
5659 work 2004 rudd fuse box a repair 1956
dd2 system engine vivaro just ignition coil

Vauxhall Meriva Wiring Diagram Pdf - Wiring Diagram

SOURCE: Vauxhall Meriva - L/H indicators not

Read Online Vauxhall Meriva Fuse Box Layout

working. hello, the part number for your relay is 12 38 505 opel and GM is 24433728 and its located on the realy box, inside the car hope those numbers help you to get your replacement

SOLVED: Vauxhall meriva 2005 fuse box diagram - Fixya

Vauxhall Meriva B 2012 Load Compartment Fuse Panel / Board - Fuse Symbol Map Related diagrams: Vauxhall Meriva B 2012 Instrument Panel Fuse Box / Block Circuit Breaker Vauxhall Astra MK6 1.6L 2012 Fuse Box/Block Circuit Breaker Diagram Vauxhall Corsa Diesel

Read Online Vauxhall Meriva Fuse Box Layout

2011 Fuel Fuse Box/Block Circuit Breaker Diagram Vauxhall Astra G 2002 Passenger Compartment Fuse ...

Vauxhall Meriva B 2012 Load Compartment Fuse Box / Block ...

Diagram Vauxhall Meriva Radio Wiring Full Version Hd Quality Enginefoot Wantedexam Fr. Diagram Vauxhall Insignia Fuse Box Full Version Hd Quality Efiperfwiring Apposrl It. Vauxhall insignia headlight wiring rear light fuse box layout stereo diagram wrg 5047 diagrams fr 8155 combo radio opel astra 2006.

Read Online Vauxhall Meriva Fuse Box Layout

A maintenance and repair manual for the DIY mechanic.

Meriva A MPV models Petrol: 1.4 litre (1364cc), 1.6 litre (1598cc) non-turbo & 1.8 litre (1796cc) Turbo-Diesel: 1.3 litre (1248cc) & 1.7 litre (1686cc) Does NOT cover 1.6 litre turbo VXR models. Does NOT cover new Meriva B range introduced June 2010.

Read Online Vauxhall Meriva Fuse Box Layout

Ukraine Investment and Business Guide Volume
1 Strategic and Practical Information

Ukraine Investment and Business Guide -
Strategic and Practical Information

Read Online Vauxhall Meriva Fuse Box Layout

"The rhythmic, onomatopoeic text dances across exuberant watercolors with lots of movement. This celebration of a child's agency in choosing a means of artistic expression strikes just the right note."

--Kirkus "A delightful offering for reading aloud, especially during music-themed storytimes." --School Library Journal From New York Times bestselling author Chris Barton and new illustrator Louis Thomas comes a fun, rhythmic picture book about finding the music that is perfect for you! A boy who loves to make noise gets to pick only one instrument (at his parents urging) in a music

Read Online Vauxhall Meriva Fuse Box Layout

store, but there is too much to choose from! There's triangles and sousaphones! There's guitars and harpsichords! Bagpipes and cellos and trombones! How can he find the one that is just right for him out of all those options?

Copyright code :

7bf8212530b995f871e599a207692168